



Our Life360 Approach

See your total financial picture anytime,
anywhere on the Life360 site.

Let's get started.



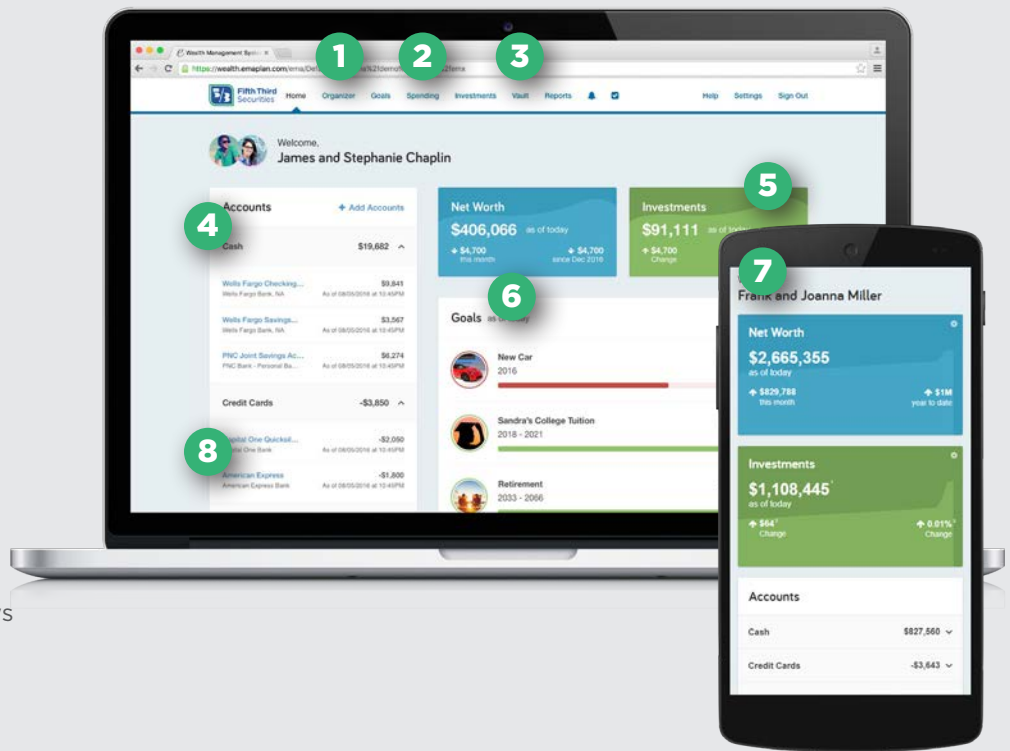
**Fifth Third
Securities**



Take control of your financial world

Easily organize, monitor and collaborate on your financial picture in one place.

- 1 Organizer**
Connect all your accounts for a consolidated view of your entire financial picture.
- 2 Spending**
Know how much you're spending, and where.
- 3 Vault**
Safely store your most important financial documents, accessible 24/7.
- 4 Budgeting tools**
Set budgets to help you reach your savings goals.
- 5 Investments***
Interactive charts and detailed views help monitor all your accounts.
- 6 Goals**
See if you're on target to reach your most important goals.
- 7 Mobile**
A complete financial picture available on your smart phone.
- 8 Screen sharing**
Join a screen sharing session quickly and easily for interactive planning anytime, anywhere.



The illustrations above are not representative of any investment class or specific security. Actual returns and principal values will vary.

Your financial world at your fingertips

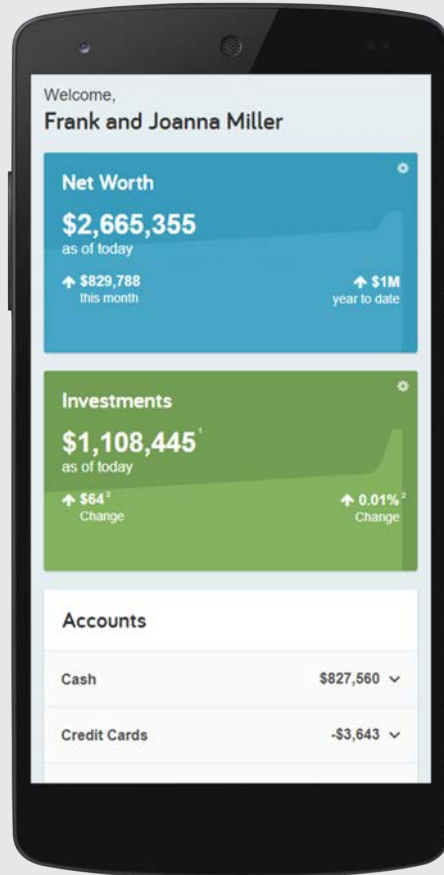
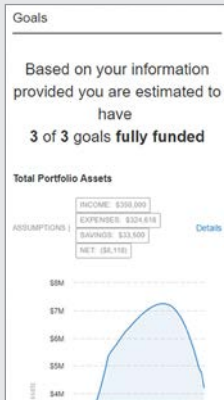


Get the answers you need, **wherever you are.**

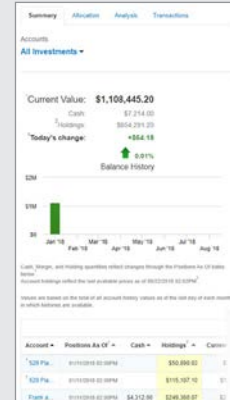
All your **accounts** on one page

Accounts	
Cash	\$827,560
Cash / Emergency Fund	\$75,000 As of 10/23/18 at 9.45am
Cash Equivalent	\$727,560 As of 10/23/18 at 9:20am
Easy 123 Checking	\$25,000 As of 10/23/18 at 9:20am
Credit Cards	-\$3,643
Investments	\$1,108,445
Life Insurance	\$35,000
Loans	-\$426,385
Property	\$1,295,000
Stock Options	\$0

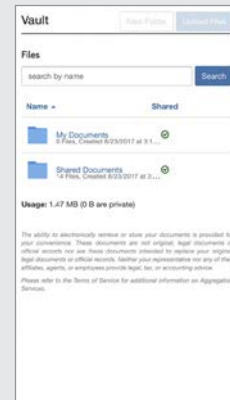
Track your progress towards your **goals**



Get updated on your **investments**



Access **important documents**



Your Life360 website can be accessed on the iPhone, Android, and most other popular smartphones.

Here's how to get started:

1. Request an email with a link to your mobile site using the button at the bottom right corner of your full Personal Financial Website's Home Page.
2. Using your smart phone, access your email and click on the URL provided. Before logging on, add or save the link to your smart phone's Home Screen.
3. The first time you logon, enter the same Username and Password you use to access your full Personal Financial Website. After this initial logon, you'll be prompted to register your device and create a 4 digit PIN for easier access in the future.

Have questions? Call or email your Fifth Third Financial Professional.

The illustrations above are not representative of any investment class or specific security. Actual returns and principal values will vary.



Keep your information safe and secure

The Life360 Platform employs comprehensive security features and protocols to **keep your data safe, private and secure, 24/7/365.**

Comprehensive security protection measures include password protection, secure socket layer encryption, firewalls, intrusion detection, audits, inspections and more. You can be confident that your important information is safe and secure.

Non-transactional

- Unlike online banking, trading or shopping websites, **your money cannot be moved, withdrawn or accessed on our system.**

Password protection

- **You have a unique username and password**, ensuring that only you can access your information. Submitting incorrect login credentials three consecutive times will automatically lock your account for 10 minutes. This is to block any manual or programmed hacking attempts.
- In most cases, we have no access to your username or password. However, if you decide to provide us with this information, **we will never share your username and password** over the phone or send it to an email address not pre-registered with your account.

Strong encryption

- Our system uses a 256-bit Secure Socket Layer to scramble your data, further preventing access to unauthorized users.
- Your data is so scrambled that trying to read it without authorization is like looking for a single grain of sand on miles of beach.

Secured Data Information

- **We house your important data at secure, geographically separated data centers.** Physical security measures at these facilities includes 24/7/365 on-site personnel and closed circuit video surveillance.
- These data centers also make use of fire protection, electronic shielding, and database backup procedures to ensure your data is continuously monitored and protected.

Continuous Security Monitoring

- **Your wealth management system uses third-party security auditors and software**, including TraceSecurity, Tenable Security and WhiteHat Security, to identify vulnerabilities within your system and to assist us with remediation efforts.
- **The Life360 Platform is HACKER SAFE certified, preventing over 99.9% of hacker crime.** To receive this approval, the system is updated every 15 minutes with tests for newly discovered vulnerabilities and validated fixes from hundreds of sources worldwide.

Your financial success starts here



Set up your account in two easy steps.

STEP ONE: SIGN IN

1. Go to **life360.53.com**.
2. Enter your user name:
3. Enter your password:
4. Click **Sign In**.
5. The first time you sign in, follow the prompts to customize your password and select your security question.
6. Your password must be at least eight characters, include at least one upper case letter, one lowercase letter and one number (eg. Good2day).

STEP TWO: CONNECT YOUR ACCOUNTS

1. From your Home page, click **Organizer**.
2. Click **Accounts**.
3. Click **+Add**.
4. Enter your financial institution's name or website address in the search bar, then click **Search**.
5. Select the financial institution website.
6. Provide your credentials and answer any security questions.
7. Click **Connect**.
8. Once you've added all your accounts, complete the other sections of your **Organizer**.
9. That's it! Now your complete financial picture will come to life!

Enjoy these benefits with your account.

- **Organize all your financial accounts and information** and see everything in one place
- **Stay up to date with daily account updates**
- **Track your financial progress**
- **Store all your valuable documents**
- **Privately access your accounts 24/7**
- **View your net worth** every day
- **Feel secure** with the highest security protection

Getting started checklist



Get the most out of your Life360 account
with this easy guide.

1. Paper statements for accounts that are not online

- Investment statements with holdings
- Banking account balances
- Credit card and loan statements
- Mortgage balances and payment terms

2. Credentials for online accounts

- Know what url you use to log in to each website
- Gather your user names, passwords, and answers to security questions (if applicable)

3. Important documents/files to be uploaded to vault

- Insurance policies, deeds, wills
- Medical records, list of medications, pharmacy contact information, allergies
- Photos, passports, driver licenses
- See “vault checklist” document for more ideas

4. Mobile devices—where would you like to access your portal?

- Smart phones
- Tablets
- Laptop

5. List of contacts

- Contact information for your CPA, attorneys, doctors, etc.
- Family information, addresses and birthdates



Stay aware with custom **alerts**

Your personal Life360 website **provides timely alerts** to notify you of important changes to your accounts and investments*, important dates, and reminders, too!



Wherever you go

Whether via email or on the home screen of your Mobile Life360 site, alerts help you stay in-the-know, wherever you go.



Avoid fees

Save money by being alerted to low cash balances.



Respond quicker

Alerts for high credit balance, large expense, and budget exceeded allow you to quickly respond to unusual account activity.



Always remember

Be reminded of upcoming events like birthdays and anniversaries. Also be alerted to important financial dates like Social Security benefits, required minimum distributions, and tax filing.

Set up your alerts now!

1. **Sign in** to Life360 at **Life360.53.com**.
2. **Click on Manage Alerts** in the Financial Alerts Bar, or **click on Settings** in the top right corner of your Home Page.
3. Your email address is already added for you to receive email alerts. You can also **add additional email recipients**.
4. **Turn on the alerts you prefer** and set the criteria for each.



Vault checklist

Safely store your important financial documents
in one convenient place.

Legal Documents**

- Wills
- Deeds
- Revocable & Irrevocable Trusts
- Power of Attorney
- Codicils (Supplements made to a Will)
- Living Wills/Health Directives
- Prenuptial Agreements
- Buy/Sell Agreements
- Contracts

Social Security and/or Veteran's Administration Info

Insurance Policies (Life, LTD, Disability, Medical, Car, Property)

Medical Records

Bank & Investment Statements

- Pensions, IRAs, Annuities, etc.
- Stock Options/Certificates

Taxes**

- Tax Returns
- W-2 Forms

Liabilities

- List of Credit Cards with contact info
- Mortgages
- Loans

Identification

- Birth Certificates
- Drivers Licenses
- Passports

Family

- Adoption Papers
- Marriage License
- Pictures
- Audio Files
- Video Clips

Property

- Titles to Homes, Autos, Boats, etc.
- Warranties

Employment Benefits



**Fifth Third does not provide tax or legal advice. Please consult your tax advisor or attorney before making any decisions or taking any action based on this information. Life360 is controlled and operated by eMoney Advisor LLC for the use of Fifth Third and its subsidiaries, which have no affiliation with eMoney Advisor LLC.

Fifth Third Bank, National Association, and its various subsidiaries offer banking, investment and insurance products and services. Fifth Third Securities is the trade name used by Fifth Third Securities, Inc., member FINRA/SIPC, a wholly owned subsidiary of Fifth Third Bank, National Association, a registered broker-dealer, and registered investment advisor registered with the U.S. Securities and Exchange Commission (SEC). Registration does not imply a certain level of skill or training.

*Securities, Investments, Investment Advisory Services, and Insurance:

Are Not FDIC Insured	Offer No Bank Guarantee	May Lose Value
Are Not Insured By Any Federal Government Agency		Are Not A Deposit

Fifth Third Insurance is the trade name used by Fifth Third Insurance Agency, Inc. Insurance products and services are offered through Fifth Third Insurance Agency, Inc., which is a wholly owned, non-bank subsidiary of Fifth Third Bank, National Association. Banking and insurance decisions are made independently and do not influence each other. Insurance products are not FDIC insured, not guaranteed by a bank and are underwritten by unaffiliated, third party insurance carriers. Insurance products are not offered in all states.